

The Triple Line Lifter-1300 is an insulated crane attachment used to support up to three energized lines.

The TLL-1300

- Maximum capacity of 1300 pounds (590 kg) per phase with a total capacity of 3900 pounds (1769 kg).
- Own or lease a unit and use it on your own schedule.
- Faster set up time.
- Radio remote provides the crew in the bucket with complete control of the unit's functions and avoids having to relay desired movements to ground personnel working the controls.
- Ability to capture phases and neutrals/statics with the same crane. Reducing the equipment needed at a job site and further eliminates shutdown of transmission lines for maintenance.
- One base unit can fit multiple crane models with additional adapters and load charts.



FEATURES

- Hydraulic articulation, extension & retraction
- Quick attach insulators & wire holders
- Insulators are lab tested
- Field installation and training with every unit
- Operation, Maintenance and Parts manual included
- Custom load charts for your crane model(s)
- Vertical and horizontal line construction
- High strength steel and fiberglass fabrication
- Holding valves on all cylinders
- Manual override control valve
- Handheld radio remote control
- Installed at ground level



Transportation Skid

- Fork pockets
- Lift rigging and tie down points
- Compartments for:
 - Insulators, wire holders & pins
- 4 corner jacks to level skid to crane
- Steps/handrails to access boom tip for installation



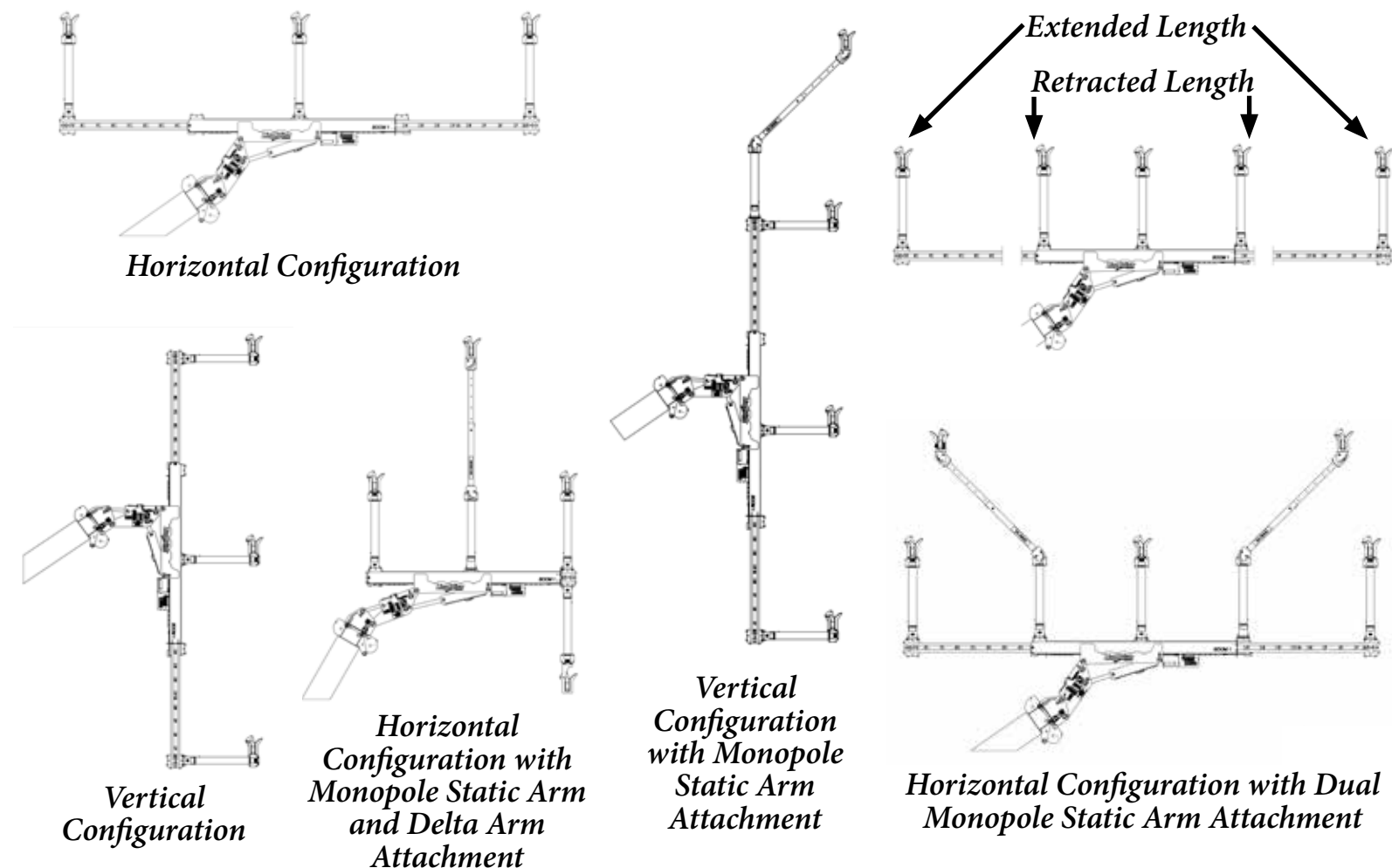
Hydraulic Power Unit

- 2,500 psi (17237 kPa) and 5 gpm (19 l/min)
- Hose reel with power return
- Gasoline engine 10HP (7457 watts) / electric start
- 130' (39624 mm) of nonconductive hose (2)
- Fork pockets, 4 lifting rings with rigging

SPECIFICATIONS


Voltage (#) Phases	Capacity per phase
69 kV (3) phases	1300 lb (590 kg)/3900 (1769 kg) total
115 kV (3) phases	1300 lb (590 kg)/3900 (1769 kg) total
138 kV (3) phases	1200 lb (544 kg)/3600 (1633 kg) total
161 kV (3) phases	1100 lb (499 kg)/3300 (1497 kg) total
230 kV (2) phases	consult factory
Total unit weight (Approx.)	
TLL-1300 with skid	3714 lb (1685 kg)
TLL-1300 w/o skid	2950 lb (1338 kg)
Max. Phase Spacing	
Outside to Outside	29' (8839 mm)
Center to Outside	14' 6" (4420 mm)
Min. Phase Spacing	
Outside to Outside	13' (3962 mm)
Center to Outside	6' 6" (1981 mm)
Maximum Horizontal Load per Phase	1300 lb (590 kg)
Maximum Vertical Load per Phase	1300 lb (590 kg)
Insulator	Fiberglass
Hydraulic	Yes
Mounting	Boom Truck/Crane

CONFIGURATIONS



OPTIONS


- Adapter to use with different crane
- Adjustable static arm for monopole
- Delta wire holder
- Universal wire holder
- Vertical/horizontal bundle lifter
- Product operational by hydraulics on crane
- 2' (210 mm) boom span extender
- 1' (305 mm) insulator boom span adapter
- Storage skid for add on insulators
- Fully covered skid
- Trailer



Delta Wire Holder



Static Arm



Universal Wire Holder



**INSPIRED,
TESTED,
AND TRUSTED
BY LINEWORKERS**



LineWise

Triple Line Lifter-1300

Material and specifications are subject to change without notice. Units in photos may include optional features. Contact a LineWise representative for available options. LineWise® and the LineWise logo are registered trademarks of Fritel & Associates, LLC and may not be used without permission.
© 2024 Diversified Product Development All Rights Reserved.