



**SINGLE  
CONDUCTOR  
LINE CART**

**POWERED  
HORIZONTAL DOUBLE  
BUNDLE LINE CART**


**NON-POWERED  
HORIZONTAL DOUBLE  
BUNDLE LINE CART**

**TRI-BUNDLE  
LINE CART  
"SPACER CART"**

Dimensions	24" x 30" x 50" tall 610 mm x 762 mm x 1270 mm tall	24" x 37" x 31" tall 610 mm x 940 mm x 787 mm tall	24" x 37" x 31" tall 610 mm x 940 mm x 787 mm tall	60" x 91.5" x 81" tall 1422 mm x 2311 mm x 2057 mm tall
Operation	Manual (Operator Propelled)	3.2 Horsepower Gasoline Engine	Operator Propelled	Battery-Powered - 4 mph
Capacity	300 lb (136 kg)	400 lb (181 kg)	400 lb (181 kg)	600 lb (272 kg)
Weight	80 lb (36 kg)	200 lb (91 kg)	200 lb (91 kg)	950 lb (430 kg)
Construction	Aluminum Alloy; Bolted together	Aluminum Alloy; Bolted together	Aluminum Alloy; Bolted together	Aluminum Alloy; Welded & Bolted
Occupancy	1 Person	1 Person	1 Person	1 Person
Conductor Diameter	w/brake: .25" - 1" (6.34 mm - 25 mm) w/o brake: .25"-2" (6.34 mm - 51 mm)	1" - 2.5" (25 mm - 63.5 mm)	1" - 2.5" (25 mm - 63.5 mm)	normally: 1" - 2" (25 mm - 51 mm) w/armor rod: 1" - 2.5" (25 mm - 63.5 mm)
Performance	Manual	Gas	Manual	2x 1.9kW main drive motors direct mounted to wheel 2x1.9kW secondary drive motors direct mounted to wheel All day power provided by 2x 48V 30Ah batteries
Wheels	Rubber Coated	Rubber Coated	Rubber Coated	6 upper wheels; 4 are rubber drive electrically driven wheels and 2 are composite idler. Below each main wheel a support roller rotates laterally for passing yoke plates, insulators & spacers Center main wheels raise/lower so each set of main rollers can be removed from conductors Vertically actuated lower roller for third conductor rubber coated drive wheels: 7.5" (190.5 mm) outer diameter, 5.8" (147 mm) inside diameter
Braking	Manual Wedge	Disc Brake	Park Brake	Dynamic Braking
Features	<ul style="list-style-type: none"> <li>For single conductor &amp; static lines</li> <li>Bolted together, with each nut and bolt torqued to industry standard</li> <li>No welded seams to crack</li> <li>Pulling device needed out front</li> <li>The wheels are lined to prevent damage to static wires or conductors</li> <li>Floor openings less than 0.5" (13 mm)</li> <li>Other static &amp; conductor configurations available upon request</li> </ul>	<ul style="list-style-type: none"> <li>Used for bundle spacing of 18" (457 mm) horizontal</li> <li>Will work with conductor size up to 2.5" (63.5 mm)</li> <li>Foldable seat</li> <li>Toe board around floor</li> <li>Bolted together, with each nut and bolt torqued to industry standard</li> <li>No welded seams to crack</li> <li>2 safety bars over the conductor</li> <li>Operator propelled &amp; gasoline powered option</li> <li>3.2 horsepower gasoline engine               <ul style="list-style-type: none"> <li>includes a transmission with reverse and 2 speeds forward</li> <li>2 wheels are driven with the transmission and drive shafts</li> </ul> </li> <li>Has throttle control to control drive speed</li> </ul>	<ul style="list-style-type: none"> <li>20° climb angle; wheels specifically engineered for no slip</li> <li>Configured for 3 conductors w/18" (457 mm) spacing btwn conductor</li> <li>30.5" (775 mm) between roller assemblies</li> <li>Cradle to place Cart on the conductors using crane or helicopter</li> <li>Retractable hooks for spacer storage</li> <li>Customized tool storage</li> <li>Folding seat</li> <li>Parking brake included</li> <li>Safety tube secured across wheels to prevent movement if conductor detaches</li> <li>Floor openings less than 0.5" (13 mm)</li> <li>2 or 3 bundles for use on double or tri-bundle lines</li> <li>Electric linear actuators for raising/lowering the center wheels</li> <li>Battery powered. Other options: gas, hydraulic, etc.</li> <li>Can be configured for bonded work</li> </ul>	



Wire head of the lower wire of a 3 bundle can be moved up and down 12" (305 mm) to manipulate the cart and/or wire.



Top lock bar can be easily released and the wheels and motors moved to make it easy to put the cart on the line.

Battery removal is quick and easy. Remove cover, disconnect 2 cables per battery and remove battery.




Drive control is placed for easy use. The 3-position toggle switch controls 2 wheel rear drive, 4 wheel drive, or 2 wheel mid drive.




Main control panel has a distance counter, main battery disconnect and lithium battery on/off switch.



Center arms move up and down 12" (305 mm) in unison.





Tighten the adjustment wheel if the rubber-coated wheels are slipping.



Line Carts: Single, Double, and Tri-bundle

**INSPIRED,  
TESTED,  
AND TRUSTED  
BY LINEWORKERS**



Horizontal Double Bundle

Material and specifications are subject to change without notice. Units in photos may include optional features. Contact a LineWise representative for available options. LineWise® and the LineWise logo are registered trademarks of Fritel & Associates, LLC and may not be used without permission. © 2025 Diversified Product Development All Rights Reserved.