

Single Man Basket



350 lb
Capacity



LIFTWISE[®]

by Diversified Products


254-757-1177
www.lift-wise.com

The next generation basket designed by engineers after many years of input from operators and field crews.



ENTRANCE

- Space saving inward opening gates promote easy basket entry



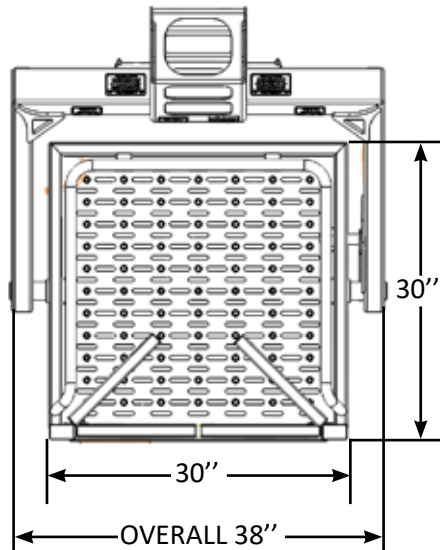
FLOOR

- Slots in the floor to drain water
- Upset holes for skid resistance



BRAKE

- High capacity disc brake
- Low Maintenance



WORK AREA

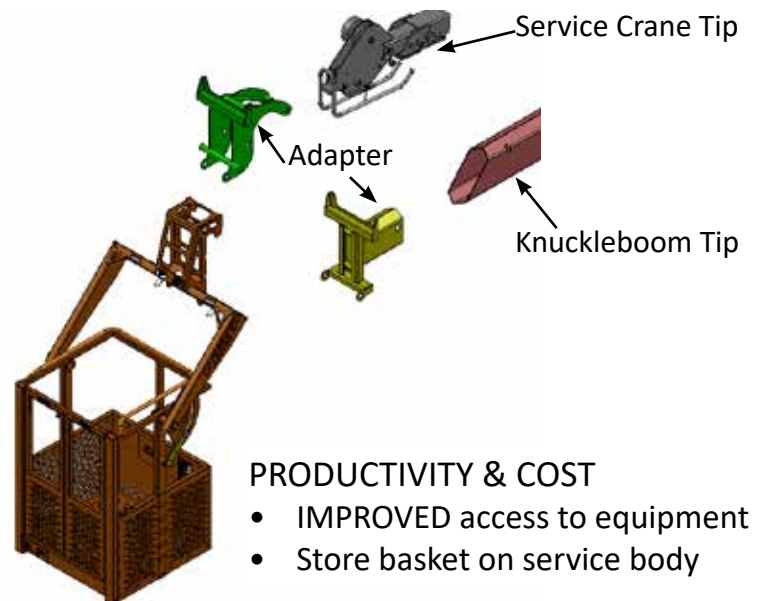
- Large open area for increase productivity
- Full-sized floor provides more space for men and materials
- 30" x 30"

Options

- Step
- Stand for installation on uneven ground or larger cranes
- CSA upper basket enclosure

Features and Benefits:

- Steel construction to meet the rigors of contractors and utility applications
- Meets or exceeds industry standards
- Provides Fall Arrest & Fall Protection
- Eliminates Ladders of Climbing on Equipment



PRODUCTIVITY & COST

- IMPROVED access to equipment
- Store basket on service body

1001 Webster Avenue
Waco, TX 76706
254-757-1177
noahg@diversifiedproduct.com
www.lift-wise.com

